




Battery Cabinets Product Overview





About

GTE, leader in stored energy solutions for industrial applications, manufactures and distributes reserve power and motive power batteries, battery chargers, power equipment, battery accessories and outdoor equipment enclosure solutions to customer worldwide. Motive power batteries and chargers are utilized in electric forklift trucks and other commercial electric powered vehicles. Reserve power batteries are used in the telecommunication and utility industries, uninterruptible power supplies, and numerous applications requiring stored energy solutions including medical systems.

Outdoor equipment enclosure products are utilized in the telecommunication, cable, utility, transportation industries and By government and defense customers.

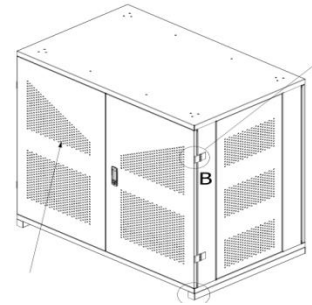
GTE designs and builds custom DC enclosures for battery systems and/or chargers. A typical cabinet integrates batteries, racking and chargers into an indoor or outdoor Rated enclosure. There are many different options and accessories available, making every system unique and built to your site-specific needs.



Battery Cabinet : GE-BC-36X-2500

Technical Specifications :

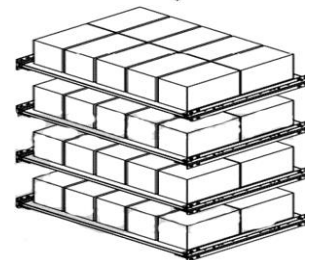
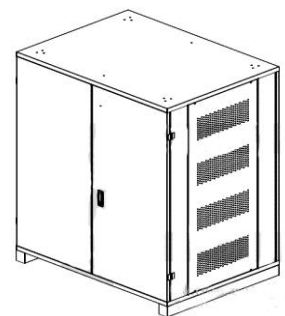
Fixation	Front mount
Dimensions (mm)	1200W x 750D x 1450H
Shelve net dimensions (mm)	650 x 1085
Number of shelves	3
Number of Batteries per shelve	12
Batteries Capacity by Cabinet	36
Space between shelves (mm)	375
Access	Front door
Color	On order
Battery Brand	Yuasa
Battery Model	SWL2500
Battery block Dimensions (mm)	168 x 223 x 305
Battery block weight (kg)	32



Battery Cabinet: GE-BC-40X-2500

Technical Specifications:

Fixation	Front mount
Dimensions (mm)	1080W x 800D x 1980H
Shelve net dimensions (mm)	700 x 940
Number of shelves	4
Number of Batteries per shelve	10
Batteries Capacity by Cabinet	40
Space between shelves (mm)	400
Access	Front door
Color	On order
Battery Brand	Yuasa
Battery Model	SWL2500
Battery block Dimensions (mm)	168 x 223 x 305
Battery block weight (kg)	32

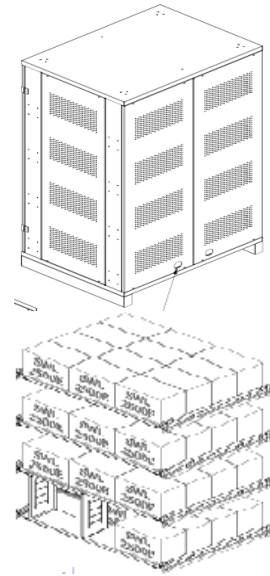




Battery Cabinet: GE-CB-48X-2500

Technical Specifications:

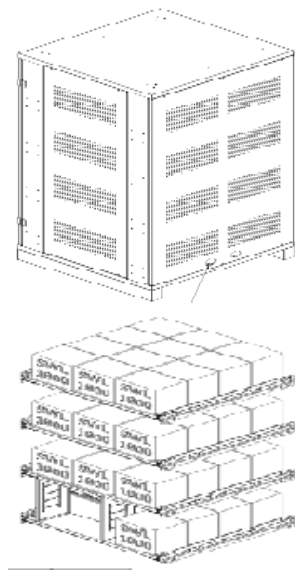
Fixation	Front mount
Dimensions (mm)	1080W x 800D x 1980H
Shelve net dimensions (mm)	710 x 940
Number of shelves	4
Number of Batteries per shelve	12
Batteries Capacity by Cabinet	48
Space between shelves (mm)	400
Access	Front door
Color	On order
Battery Brand	Yuasa
Battery Model	SWL2500
Battery block Dimensions (mm)	168 x 223 x 305
Battery block weight (kg)	32



Battery Cabinet: GE-CB-48X-1800

Technical Specifications:


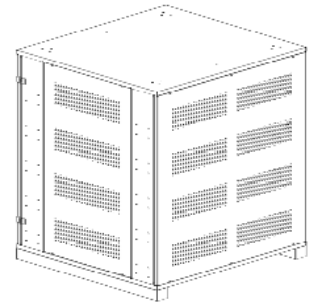
Fixation	Front mount
Dimensions (mm)	850W x 800D x 1980H
Shelve net dimensions (mm)	710 x 710
Number of shelves	4
Number of Batteries per shelve	12
Batteries Capacity by Cabinet	48
Space between shelves (mm)	400
Access	Front door
Color	On order
Battery Brand	Yuasa
Battery Model	SWL1800
Battery block Dimensions (mm)	168 x 223 x 216
Battery block weight (kg)	23



Battery Cabinet: GE-CB-60X-1800

Technical Specifications:

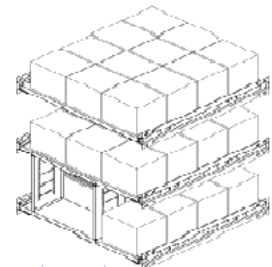
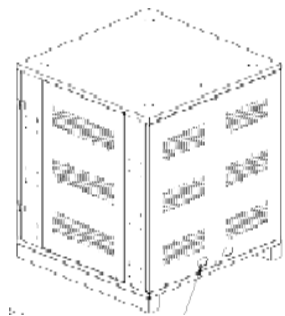
Fixation	Front mount
Dimensions (mm)	850W x 800D x 1980H
Shelve net dimensions (mm)	710 x 710
Number of shelves	5
Number of Batteries per shelve	12
Batteries Capacity by Cabinet	60
Space between shelves (mm)	300
Access	Front door
Color	On order
Battery Brand	Yuasa
Battery Model	SWL1800
Battery block Dimensions (mm)	168 x 223 x 216
Battery block weight (kg)	23



Battery Cabinet: GE-CB-36X-1100

Technical Specifications:

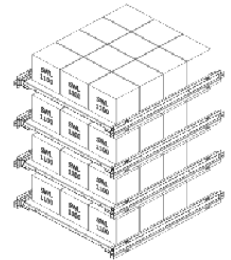
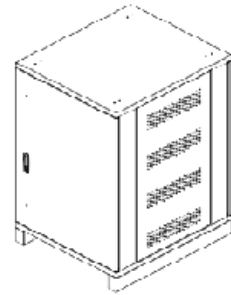
Fixation	Front mount
Dimensions (mm)	800W x 800D x 1400H
Shelve net dimensions (mm)	660 x 710
Number of shelves	3
Number of Batteries per shelve	12
Batteries Capacity by Cabinet	36
Space between shelves (mm)	350
Access	Front door
Color	On order
Battery Brand	Yuasa
Battery Model	SWL1100
Battery block Dimensions (mm)	165 x 170x 197
Battery block weight (kg)	14.5



Battery Cabinet: GE-CB-48X-1100

Technical Specifications:

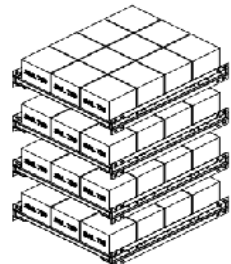
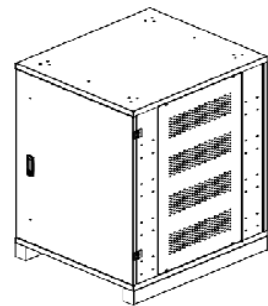
Fixation	Front mount
Dimensions (mm)	800W x 800D x 1650H
Shelve net dimensions (mm)	660 x 710
Number of shelves	4
Number of Batteries per shelve	12
Batteries Capacity by Cabinet	48
Space between shelves (mm)	320
Access	Front door
Color	On order
Battery Brand	Yuasa
Battery Model	SWL1100
Battery block Dimensions (mm)	165 x 170 x 197
Battery block weight (kg)	14.5



Battery Cabinet: GE-CB-48X-750

Technical Specifications:

Fixation	Front mount
Dimensions (mm)	700W x 800D x 1400H
Shelve net dimensions (mm)	564 x 695
Number of shelves	4
Number of Batteries per shelve	12
Batteries Capacity by Cabinet	48
Space between shelves (mm)	250
Access	Front door
Color	On order
Battery Brand	Yuasa
Battery Model	SWL750
Battery block Dimensions (mm)	166 x 125 x 175
Battery block weight (kg)	9.8

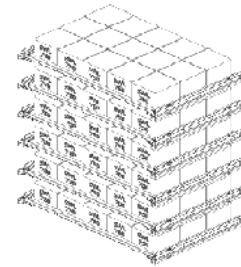
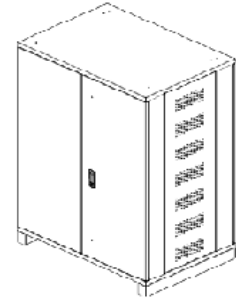




Battery Cabinet: GE-CB-90X-750

Technical Specifications:

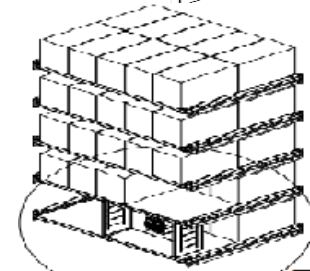
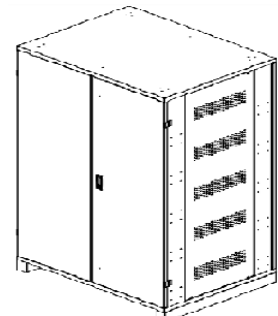
Fixation	Front mount
Dimensions (mm)	1000W x 700D x 1800H
Shelve net dimensions (mm)	570 x 885
Number of shelves	6
Number of Batteries per shelve	15
Batteries Capacity by Cabinet	90
Space between shelves (mm)	195
Access	Front door
Color	On order
Battery Brand	Yuasa
Battery Model	SWL750
Battery block Dimensions (mm)	166 x 125 x 175
Battery block weight (kg)	9.8



Battery Cabinet: GE-CB-50X-4000

Technical Specifications:

Fixation	Front mount
Dimensions (mm)	1050W x 800D x 2250H
Shelve net dimensions (mm)	710 x 918
Number of shelves	5
Number of Batteries per shelve	10
Batteries Capacity by Cabinet	50
Space between shelves (mm)	350
Access	Front door
Color	On order
Battery Brand	Sprinter p/xp
Battery Model	XP12V4000
Battery block Dimensions (mm)	172 x 275 x 351
Battery block weight (kg)	43.6

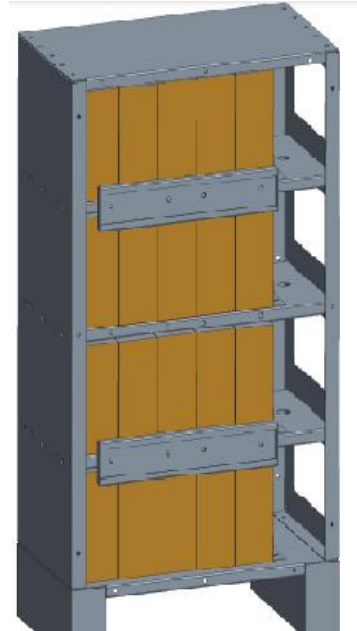




Battery Cabinet: GE-BP-40X-12/9

Technical Specifications:

Fixation	Front mount
Dimensions (mm)	260W x 465D x 800H
Shelve net dimensions (mm)	250 x 450
Number of shelves	4
Number of Batteries per shelve	10
Batteries Capacity by Cabinet	40
Space between shelves (mm)	175
Access	no door
Color	On order
Battery Brand	Ultracell
Battery Model	12v9ah
Battery block Dimensions (mm)	65 x 93 x 151
Battery block weight (kg)	2.05



Battery Cabinet: GE-BP-80X-12/9

Technical Specifications:

Fixation	Front mount
Dimensions (mm)	260W x 900D x 830H
Shelve net dimensions (mm)	250 x 850
Number of shelves	4
Number of Batteries per shelve	20
Batteries Capacity by Cabinet	80
Space between shelves (mm)	175
Access	no door
Color	On order
Battery Brand	Ultracell
Battery Model	12v9ah
Battery block Dimensions (mm)	65 x 93 x 151
Battery block weight (kg)	2.05

